

Sanicubic[®] 2 SC

grey water, black water

Sanicubic 2 SC is a floor-mounting lifting station with 2 single-channel impeller pumps. Sanicubic 2 SC is available in 4 versions. It has a DN 150 inlet for lifting large volumes of waste water from public buildings or blocks of flats.

It is delivered with a pneumatically controlled remote control box (ZPS) including an audible and visual alarm. The Sanicubic 2 SC7.5T version is supplied with a PS2 control box integrated in an electrical cabinet.



PERFORMANCES

- Total manometric head: 22 m
- Max. flow rate: 165 m³/h

DEPENDING ON MODEL

PRODUCT BENEFITS

- Two three-phase pumps
- 1 inlet DN150
- 4 versions available
- 1 000 litre tank
- Free passage 80 mm or 100 mm
- Control box included (ZPS or PS2)
- Start star-delta for the Sanicubic 2 SC7 version. 5T
- Tank customisation on request (tank volume up to 20 000 L and number of inlets)
- Optional mounting accessories available



STANDARD (SEE ACCESSORIES PAGES)

Control box ZPS - single pump version

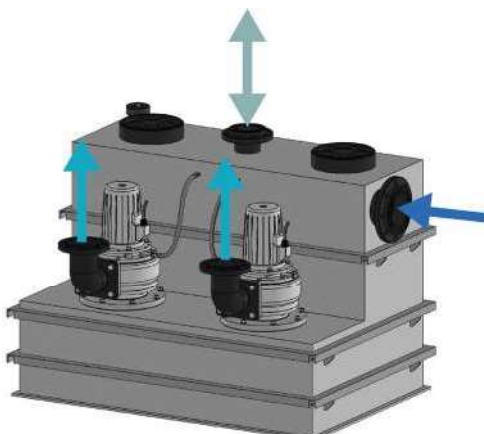


PS2 system box



DEPENDING ON MODEL

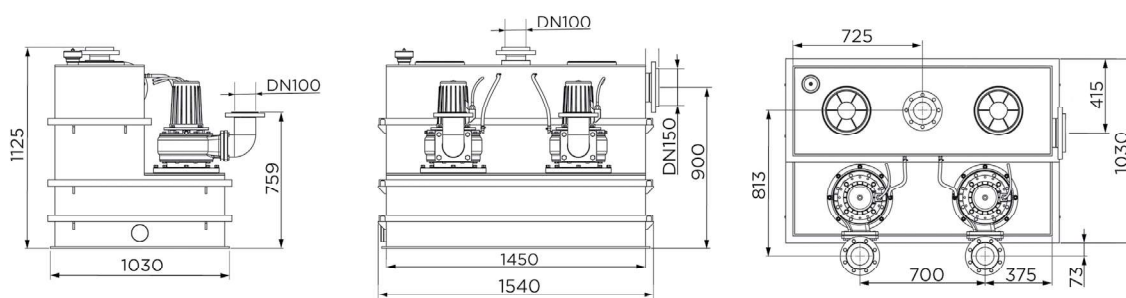
CONNECTIONS



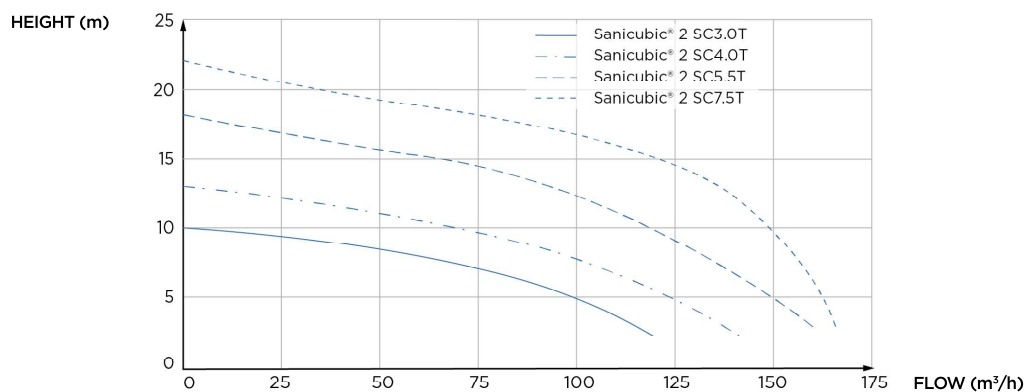
- ➔ Inlet diameter DN (DN=nominal diameter): 150
- ➔ Discharge diameter DN (DN=nominal diameter): 100
- ↔ Ventilation diameter DN: 100

FLOOR-MOUNTED RANGE

DIMENSIONS



CURVE



	Sanicubic® 2 SC3.0 T	Sanicubic® 2 SC4.0 T	Sanicubic® 2 SC5.5 T	Sanicubic® 2 SC7.5 T
Type of control box	ZPS 2 case	ZPS 2 case	ZPS 2 case	PS2 System case
Materials				
Tank	PE HD	PE HD	PE HD	PE HD
Pump housing	GG-20	GG-20	GG-20	GG-20
Motor housing	GG-20	GG-20	GG-20	GG-20
Impeller	GG-20	GG-20	GG-20	GG-20
Electrical features				
Voltage (V)	400	400	400	400
Frequency (Hz)	50-60	50-60	50-60	50-60
Power consumption P1 (P=power) (W)	4000	5500	6300	8700
Power output P2 (P=power) (W)	3000	4000	5500	7500
Mode of operation	S3 25%	S3 25%	S3 25%	S3 25%
IP Rating	IP68	IP68	IP68	IP68
Hydraulics				
Total manometric head (m)	10	13	18	22
Max. flow rate (m³/h)	120	140	160	165
Inlet diameter DN (DN=nominal diameter)	150	150	150	150
Discharge diameter DN (DN=nominal diameter)	100	100	100	100
Ventilation diameter DN	100	100	100	100
Total volume (L)	1000	1000	1000	1000
Useable volume (L)	500	500	500	500
Passage libre (mm)	80	80	100	100
Max. temperature of the pumped liquid (5 min)	55°C	55°C	55°C	55°C
Type of wheel	Single-channel	Single-channel	Single-channel	Single-channel
Type of activation	Pneumatic	Pneumatic	Pneumatic	Pneumatic
Identification and logistics				
Gross weight (kg)	370	385	400	425
EAN code	3308815079073	3308815079080	3308815079097	3308815079103
Factory code	CUBIC2SC3-0T	CUBIC2SC4-0T	CUBIC2SC5-5T	CUBIC2SC7-5T